



# ACTIVITY GUIDE


Jumping Jack Theater aims to provide multiple pathways for children to connect with themes in the performance. This guide provides discussion topics and fun hands-on activities that can be enjoyed before or after the show.

## ADVENTURE AWAITS IN CITYSCAPE!

**Synopsis:** MC's city adventure begins when a pigeon flies away with her paper! She chases the paper across busy streets, to the top of a tall skyscraper, on a bus, through a construction site, into a fountain, and finally back home. Along the way, she learns to successfully navigate all the people and places around the city!

### MEET PIGEON!

Pigeons are birds that make their homes in cities.  
Pretend to walk and fly like a pigeon!



## CAUTION! SAFETY FIRST!

**CAUTION** means to be careful to avoid danger. Discuss how to be safe in the city or in your neighborhood.

- Who are the helpers in your neighborhood? (Bus drivers, crossing guards, police officers, store clerks, etc.)
- Practice asking for help through role play! How would you...  
Find out what time the bus comes?  
Ask for directions?  
Get help crossing the street?
- What do you do when you see each of these signs?



## EXPLORE YOUR NEIGHBORHOOD

- Use your senses! What can you see, smell, feel, hear and taste?
- What things are man made? What are found in nature?
- Take pictures of places and objects from different perspectives. How do things look from above/below, inside/outside?
- Create a Soundscape using the voice recorder on your phone. Listen for the sounds made by people and objects around you.

## MAKE A PAPER AIRPLANE

In *Cityscape*, MC's paper is transformed into a paper airplane.

- How many ways can you make a paper airplane?
- What else can you make with paper? (telescope, hat, origami, bracelets, etc.)



**JUMPING JACK THEATER**

## NONVERBAL COMMUNICATION

In *Cityscape*, MC uses American Sign Language (ASL) to communicate.

- Visit [www.handspeak.com/word](http://www.handspeak.com/word) to learn how to say what MC says:  
Hello                      Stop  
Goodbye                  Go  
Wait!                      Thank you
- How do people express these ideas without speaking?  
Yes      What did you say?  
No      I like that!



Image from: [www.babysignlanguage.com](http://www.babysignlanguage.com)

## CONSTRUCTION SITE

Create a Construction Site of your own through dramatic play!

- Architects** design houses, bridges or skyscrapers. Be an architect by drawing a design for a structure of your own. Look at the shapes in your design, then build it with blocks or other objects.
- Construction workers** must use caution so they don't get hurt. Create a construction worker safety costume. Make a hard hat out of a plastic bowl. Paint a paper bag to make an orange safety vest.
- A **digger** is a machine that moves dirt from one place to another. Pretend to create a digger using a box, laundry basket or other container to move objects (such as toys, socks, or leaves) from one place to another.

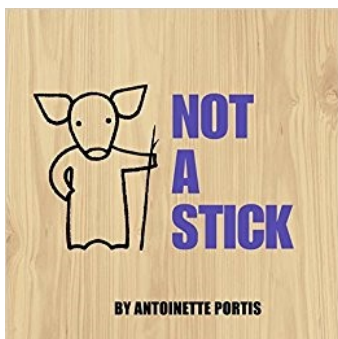



## OBJECT TRANSFORMATION

**Transformation** means to change form or appearance.

Actors often use their imaginations to transform objects into new things. In *Cityscape*, a box becomes many of the places and objects in the story.

- Transform objects in your house into new things. What could you make with a box, a stick, a scarf, or a water bottle?
- Check out these books by Antoinette Portis for inspiration:



## CALMING TECHNIQUES

When MC faces challenges on her journey, she uses calming techniques to help her.

*Count slowly to three and take a deep breath.*

*Squeeze a stuffed animal or use a fidget toy.*

*Give yourself a big hug.*

*Tense and relax your body, hands, or face five times.*

*Listen to quiet music or play a soothing instrument.*

*Try a favorite yoga pose and breathe deeply.*

*Tell a friend how you feel.*

## BOX OF TREASURES

What are some of your favorite items? Do you have a special collection?

Make a treasure box for your special objects by decorating a shoe box.

Put items in the box that are special to you. Include different shapes and textures. Find items for all of your senses.

Close your eyes and try to identify each object by touch.